

# Model UF V 700 | Ultra low temperature freezers with climate-neutral refrigerants


The BINDER ultra low temperature freezer ensures the safe storage of samples at -80 °C. It combines outstanding environmental friendliness with low energy consumption, convenient operation and an individual safety concept.

## BENEFITS

- Lowest energy consumption in its class
- Environmentally friendly refrigerant
- Multi-level safety concept
- 5-year warranty



Model UF V 700



Model UF V 700

## MAIN FEATURES

- Range of temperature controller: -86 °C to -40 °C
- Lowest energy consumption in its class
- Powerful cascade compressor cooling unit
- Environmentally friendly refrigerants R-290 and R-170
- Efficient thermal insulation with vacuum insulation panels
- Innovative door gasket concept reduces buildup of ice
- Ergonomic door handle
- Rust-proof interior made completely of stainless steel
- Detachable inner doors made of stainless steel
- 3 stainless-steel shelves providing flexible placement
- Water cooling (depending on version)
- Zero-voltage alarm contact for in-house alarm system
- Ethernet interface
- Elapsed time indicator
- 2 access ports, Ø 28 mm, rear

## ORDERING INFORMATION

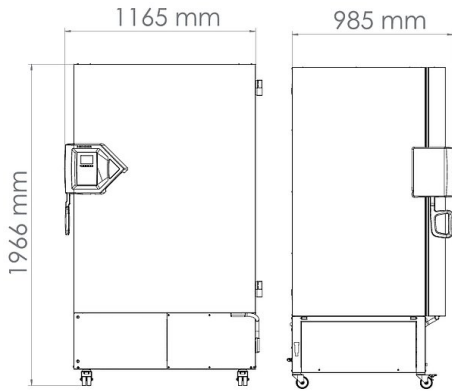
Interior volume [L]	Voltage	Option model	Version	Art.-No.
Model UF V 700				
700	230 V 1~ ph 50 Hz	Standard	UFV700-230V	9020-0348
		Water cooling	UFV700-230V-W	9020-0350
	120 V 1~ ph 60 Hz	Standard	UFV700UL-120V	9020-0352
	240 V 1~ ph 60 Hz	Standard	UFV700UL-240V	9020-0354

## TECHNICAL DATA

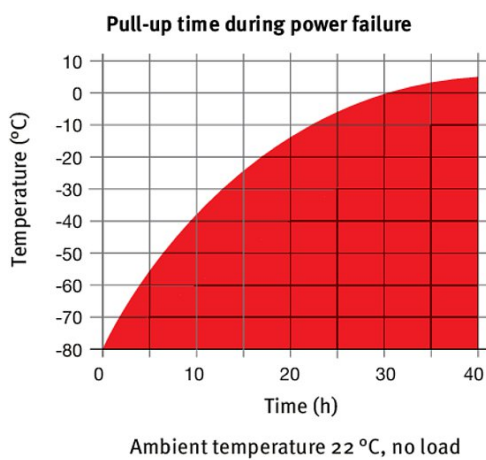
Description	UFV700-230V <sup>1</sup>	UFV700-230V-W <sup>1</sup>	UFV700UL-120V <sup>1</sup>	UFV700UL-240V <sup>1</sup>
Article Number	9020-0348	9020-0350	9020-0352	9020-0354
<b>Performance Data Temperature</b>				
Temperature range [°C]	-86...-40	-90...-40	-90...-40	-90...-40
Temperature variation at -80 °C [± K]	2.5	2.5	2.5	2.5
Temperature fluctuation at -80 °C [± K]	1.5	1.5	1.5	1.5
Cooling down time from 22 °C to -80 °C [min]	450	450	450	450
Warm-up time during power failure from -80 °C / -122 °F to -60 °C / -76 °F [min]	250	250	250	250
<b>Electrical data</b>				
Rated Voltage [V]	230	230	120	240
Power frequency [Hz]	50	50	60	60
Nominal power [kW]	1.6	1.6	1.6	1.6
Unit fuse [A]	10	10	10	10
Phase (Nominal voltage)	1~	1~	1~	1~
<b>Outer dimensions</b>				
Width net [mm]	1110	1110	1110	1110
Height net [mm]	1966	1966	1966	1966
Depth net [mm]	938	938	938	938
Wall clearance back [mm]	100	100	100	100
Wall clearance sidewise [mm]	250	250	250	250
<b>Doors</b>				
Unit doors	1	1	1	1
<b>Internal Dimensions</b>				
Width [mm]	890	890	890	890
Height [mm]	1300	1300	1300	1300
Depth [mm]	605	605	605	605
<b>Measures</b>				
Interior volume [L]	700	700	700	700
Net weight of the unit (empty) [kg]	288	288	288	288
permitted load [kg]	200	200	200	200
Permitted load of individual compartment [kg]	50	50	50	50
<b>Environment-specific data</b>				
Energy consumption at set-point -80 °C and ambient temperature = 21 °C [kWh/d]	8.1	8.1	8.1	8.1
Average heat dissipation at set-point -80 °C and ambient temperature = 21 °C [W]	340	340	340	340
Sound-pressure level [dB(A)]	47	47	47	47
<b>Fixtures</b>				
Number of shelves (std./max.)	3/13	3/13	3/13	3/13
<b>Load-variants</b>				
Freezer racks per compartment	6	6	6	6
Cryoboxes, 50 mm	528	528	528	528

1 All technical data is specified for unloaded units with standard equipment at an ambient temperature of +22 °C ±3 °C and a power supply voltage fluctuation of ±10%. The temperature data is determined in accordance to BINDER factory standard following DIN 12880, observing the recommended wall clearances of 10 % of the height, width, and depth of the inner chamber. All indications are average values, typical for units produced in series. We reserve the right to change technical specifications at any time.

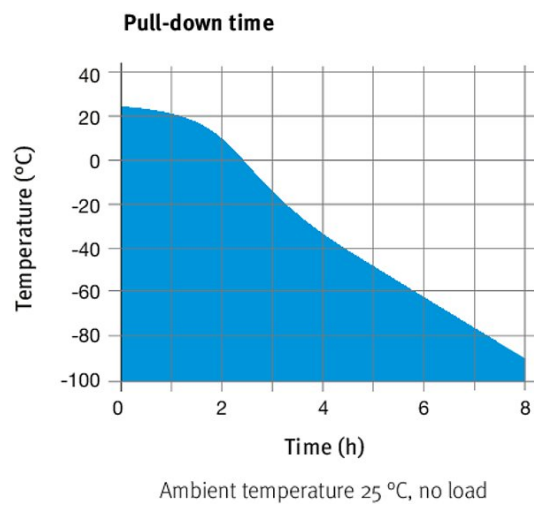
## DIMENSIONS incl. fittings and connections [mm]



## CHARTS



Heating up rate



Cooling down rate

## OPTIONS AND ACCESSORIES

Designation	Description	*	Art.-No.
5 m power cable	C 13 refrigerator connection cable with BS 1363 British plug	-	5023-0285
	C 13 refrigerator connection cable with CEE 7/7 European plug	-	5023-0283
	C 13 refrigerator connection cable with type 13 Swiss plug	-	5023-0284
Alarm system, battery-backed	for maintaining temperature display, alarm messages, and communication	-	8012-1910
Analog output 4-20 mA	for temperature and humidity values (output not adjustable)	-	8012-1898
APT-COM™ 4 BASIC-Edition	for simple logging and documentation requirements with up to 5 networked units. version 4, BASIC edition	19	9053-0039
APT-COM™ 4 GLP-Edition	for working under GLP-compliant conditions. Measured values are documented in a tamper-proof way in line with the requirements of FDA Regulation 21 CFR 11. version 4, GLP edition	19	9053-0042
APT-COM™ 4 PROFESSIONAL-Edition	convenient unit and user management built on the BASIC edition. Suitable for networking up to 100 units. version 4, PROFESSIONAL edition	19	9053-0040
Buck-boost converter	automatic voltage compensation	-	8012-1897
Calibration certificate, expanded	for temperature; for extending the measurement in center of chamber to include another test temperature	-	8012-1126
Calibration certificate, temperature	for temperature, measurement in center of chamber at specified temperature	-	8012-0031
	temperature measurement incl. certificate, 20 measuring points at specified temperature	-	8012-0925

\* Notes &gt; See last page

Designation	Description	*	Art.-No.
Chamber rack with drawer, stainless steel	for 5x4 standard boxes (50 mm) incl. boxes, dimensions: H 285 x W 140 x D 560 mm	-	6017-0046
	for 5x4 standard boxes (50 mm), dimensions: H 285 x W 140 x D 560 mm	-	6017-0045
	for 6x4 standard boxes (50 mm) incl. boxes, dimensions: H 340 x W 140 x D 560 mm	-	6017-0052
	for 6x4 standard boxes (50 mm), dimensions: H 340 x W 140 x D 560 mm	-	6017-0051
Chamber rack, aluminum	for 5x4 standard boxes (50 mm) incl. boxes, dimensions: H 276 x W 139 x D 558 mm	-	6017-0042
	for 5x4 standard boxes (50 mm), dimensions: H 276 x W 139 x D 558 mm	-	6017-0041
	for 6x4 standard boxes (50 mm) incl. boxes, dimensions: H 331 x W 139 x D 558 mm	-	6017-0048
	for 6x4 standard boxes (50 mm), dimensions: H 331 x W 139 x D 558 mm	-	6017-0047
Chamber rack, stainless steel	for 5x4 standard boxes (50 mm) incl. boxes, dimensions: H 276 x W 139 x D 558 mm	-	6017-0044
	for 5x4 standard boxes (50 mm), dimensions: H 276 x W 139 x D 558 mm	-	6017-0043
	for 6x4 standard boxes (50 mm) incl. boxes, dimensions: H 331 x W 139 x D 558 mm	-	6017-0050
	for 6x4 standard boxes (50 mm), dimensions: H 331 x W 139 x D 558 mm	-	6017-0049
Compartment doors	Foam-filled compartment doors with gasket	-	8012-1894
CO <sub>2</sub> backup cooling	factory installed (allow for increased depth of UF V: 1085 mm), includes the option of a battery-backed alarm system	-	8012-1891
	upgrade kit, for on-site installation by our service technician, requires the option of a battery-backed alarm system	-	8012-1892
Cryoboxes	set consisting of 36 cardboard boxes with sample dividers	-	6017-0053
Data Logger Kit	T 220: For continuous temperature logging from -90 °C to 220 °C. The kit includes 1 data logger, Pt 100 sensor with 2 m extension cable and 1 magnetic fixture for mounting to the BINDER unit	19	8012-0715
Deicing kit	consisting of de-icing tray, wiper and scraper	-	8012-1909
Door access system	consisting of electromechanical door locking mechanism and electronic access control via NumPad	-	8012-1899
Door lock	lockable door handle	-	8012-1911
Gloves	for low temperatures, covers forearms	-	1007-0141
Grid shelf	For temperature range -40 °C to -60 °C, 3 provided in set, including shelf supports		
	stainless steel	-	8012-1904
pH-neutral detergent	concentrated, for gentle remove of residual contaminants; 1 kg	-	1002-0016
Shelf	Incl. shelf supports		
	stainless steel	-	8012-1902
Shipping pallet	with unloading ramp for installing unit without forklift	-	8012-1907

\* Notes › See last page

## SERVICES

Designation	Description	*	Art.-No.
<b>Installation services</b>			
Installation	and set up of unit at operating location, connect to existing connections	13, 18	DL10-0300
Installation of CO <sub>2</sub> backup cooling	installation on unpacked unit	18	DL02-8002
Instruction	unit function instructions for operation and programming of the controller	18	DL10-0700
<b>Preventive maintenance</b>			
Preventive maintenance	Executive of equipment inspection according to maintenance plan	14, 18	DL20-0200
<b>Calibration services</b>			
Calibration temperature incl. certificate	including certificate, one measuring point in center of chamber at specified temperature	14, 16, 17, 18	DL30-0101
Temperature measurement 20 measuring points	including certificate, 20 measuring points at specified temperature	14, 16, 17, 18	DL30-0620
<b>Validation services</b>			
Execution of IQ/OQ	in accordance with qualification folder	15, 18, 20	DL41-0200
Execution of IQ/OQ/PQ	in accordance with customer's requirement, price: on request	15, 18	DL44-0500
Qualification folder IQ/OQ	supporting documents for validation performed by customer, consisting of: IQ/OQ checklists, unit schematics, QM certificate in accordance with ISO 9001	15, 18, 20	8012-0880
Qualification folder IQ/OQ/PQ	supporting documents for validation performed by customer, in accordance with customer's requirement, extension of Qualification folder IQ/OQ by chapter PQ	15, 18	8012-0967

\* Notes › See last page

**NOTES**

- 01 Condensation may occur in the area around the access port. Access ports may be placed in custom locations for an additional charge.
- 02 UL mark is not granted when this option is used.
- 03 Heat resistant only to max. 200 °C.
- 04 Only available on units rated for 230 V.
- 06 Heating-up time may increase as a result of the lower heat conductivity.
- 07 The additional heat input may affect the temperature behavior.
- 09 Not in conjunction with the optional access port, door with window and interior lighting.
- 10 Not available on 23-liter units.
- 11 Not available on 23- or 53-liter units.
- 12 Only available on units rated for 230 V or 400 V.
- 13 Installation and connections take place at unit location; transport within the company only upon consultation.
- 14 We recommend a BINDER service contract to cover unit inspections, calibrations and validations.
- 15 OQ according to Yellow Paper = completed factory validation documentation of all OQ checklists.
- 16 Sensor calibration is performed in an accredited calibration laboratory.
- 17 Calibration is performed according to the BINDER factory standard.
- 18 Quoted prices do not include travel costs. Please refer to the chapter on BINDER Service for travel costs for your region. Quoted prices for services performed in Switzerland do not include a country-specific added fee (available on request).
- 19 For additional accessories, refer to the Process documentation chapter.
- 20 When ordering IQ/OQ qualification folders and associated IQ/OQ execution on one order, we offer a 15 % discount for the item of the IQ/OQ folder.  
When ordering IQ/OQ/PQ qualification folders and associated IQ/OQ/PQ execution on one order, we offer a 15 % discount for the item of the IQ/OQ/PQ folder.

BINDER GmbH  
Tuttlingen, Germany  
TEL +49 7462 2005 0  
FAX +49 7462 2005 100  
info@binder-world.com  
www.binder-world.com

BINDER Asia Pacific (Hong Kong) Ltd.  
Kowloon, Hong Kong, P.R. China  
TEL +852 39070500  
FAX +852 39070507  
asia@binder-world.com  
www.binder-world.com

Representative Office for CIS  
Moscow, Russia  
TEL +7 495 988 15 16  
FAX +7 495 988 15 17  
russia@binder-world.com  
www.binder-world.ru

BINDER Environmental Testing  
Equipment (Shanghai) Co., Ltd.  
Shangha, P.R. China  
TEL +86 21 685 808 25  
FAX +86 21 685 808 29  
china@binder-world.com  
www.binder-world.com

BINDER Inc.  
Bohemia, NY, USA  
TEL +1 631 224 4340  
FAX +1 631 224 4354  
usa@binder-world.com  
www.binder-world.us